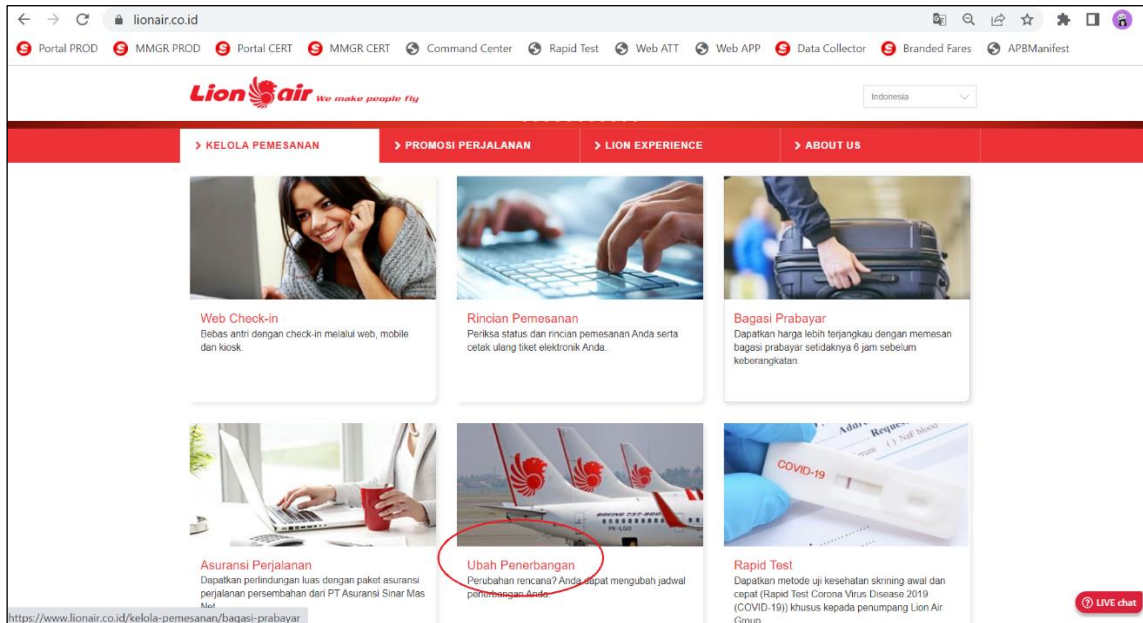
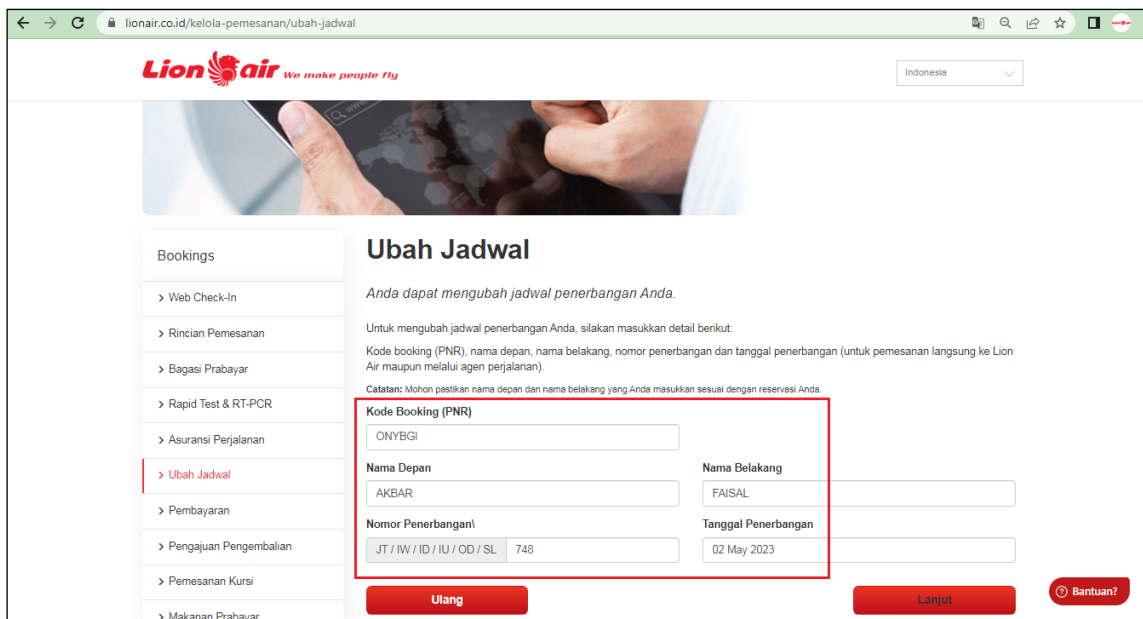


1. Anda dapat melakukan perubahan jadwal melalui website resmi kami pada link berikut: <https://www.lionair.co.id/> sesuai dengan syarat dan ketentuan yang berlaku.
2. Pilih menu “Kelola Pemesanan” dan pilih “Ubah Penerbangan”.



3. Silahkan input Kode Booking (PNR), nama pelanggan, nomor serta tanggal penerbangan, pilih tombol ‘Lanjut’ untuk melanjutkan proses.



- Reservasi Anda berhasil di *retrieve*, silahkan pilih menu “Change Flight” untuk melakukan perubahan jadwal penerbangan.

uat.lionair.co.id/LionAirMMB2/MyBooking.aspx

Lion air Country/Language - Please Select -

Your booking details are as follows. Please verify the same and continue to manage your booking.

Booking Reference (PNR)
ONYBGI

Passenger name(s)

Name	FF Number	Ticket Number	Meal Preference	Special Request
1. MR AKBAR FAISAL	NA	9902153856272	NA	NA
2. MRS RIANI ISKANDAR	NA	9902153856273	NA	NA

Itinerary details

Flight	Departing	Arriving	Details	Class	Meals	Status
JT748 737-800	Jakarta Soekarno Hatta (CGK) 05:30 Tue, 02 May Terminal 2E	Surabaya (SUB) 07:00 Tue, 02 May Terminal 1	0 stops 1h 30m Aircraft: 738	Economy	N/A	Confirmed
JT693 737-800	Surabaya (SUB) 08:20 Tue, 09 May Terminal 1	Jakarta Soekarno Hatta (CGK) 09:50 Tue, 09 May	0 stops 1h 30m Aircraft: 738	Economy	N/A	Confirmed

Fare Details

Base Fare	IDR	3,766,000
Total Taxes	IDR	1,353,920
TOTAL TICKET	IDR	5,119,920
TOTAL AMOUNT	IDR	5,119,920

Please Note:
The Itinerary details above will display only unutilized segments in your booking. If the status of your booking is either checked-in, used or refunded, the same will not be displayed here.

Go Back **Change Flight** Add Ons Refund

- Pilih penumpang yang ingin melakukan perubahan jadwal penerbangan dan pilih tanggal penerbangan baru yang Anda inginkan.

uat.lionair.co.id/LionAirMMB2/ChangeItinStep1.aspx

Lion air Country/Language - Please Select -

Your booking details are as follows. Please verify the same to continue to change flight.

Booking Reference (PNR)
ONYBGI

Passenger name(s)

Name	Lion Passport No./Batik Miles No.	Ticket Number	Special Meal Request	Special Request	Select All
1. MR AKBAR FAISAL	NA	9902153856272	NA	NA	<input checked="" type="checkbox"/>
2. MRS RIANI ISKANDAR	NA	9902153856273	NA	NA	<input checked="" type="checkbox"/>

Itinerary details

Flight	Departing	Arriving	Details	Class	Meals	Status
JT748 737-800	Jakarta Soekarno Hatta (CGK) 05:30 Tue, 02 May Terminal 2E	Surabaya (SUB) 07:00 Tue, 02 May Terminal 1	0 stops 1h 30m Aircraft: 738	Economy	N/A	Confirmed
JT693 737-800	Surabaya (SUB) 08:20 Tue, 09 May Terminal 1	Jakarta Soekarno Hatta (CGK) 09:50 Tue, 09 May	0 stops 1h 30m Aircraft: 738	Economy	N/A	Confirmed

Mon 1
May 2023
Sun 7
May 2023

Go Back Continue

6. Pilih penerbangan baru yang Anda inginkan kemudian klik tombol 'Continue'.
Tips: Anda juga dapat menggunakan maskapai Lion Group lainnya yang tersedia untuk penerbangan baru Anda seperti Batik Air maupun Super Air Jet.

The screenshot shows the flight selection interface on the Lion Air website. It displays a table of flight options with columns for Depart, Arrive, Promo, Economy, and Business. The selected flight is CGK to SUB on May 01, 2023, with a price of IDR 1,355,000. A 'BOOKING SUMMARY' sidebar on the right shows the departure and return flights, pricing summary, and total amount of IDR 5,119,920.

Depart	Arrive	Promo	Economy	Business
Jakarta Soekarno Hatta CGK 03:40 JT 690 Lion Air	Surabaya SUB 05:10 Duration: 1h 30min	Sold Out	IDR 1,355,000	N/A
Jakarta Soekarno Hatta CGK 03:40 JT 810 Lion Air	Surabaya SUB 05:10 Duration: 1h 30min	Sold Out	Sold Out	N/A
Jakarta Soekarno Hatta CGK 04:45 IU 330 Super Air Jet	Surabaya SUB 06:15 Duration: 1h 30min	Sold Out	IDR 1,315,100	N/A
Jakarta Soekarno Hatta CGK 04:45 IU 392 Super Air Jet	Surabaya SUB 06:15 Duration: 1h 30min	Sold Out	Sold Out	N/A
Jakarta Soekarno Hatta CGK 05:00 ID 6370 Batik Air	Surabaya SUB 06:30 Duration: 1h 30min	Sold Out	IDR 1,549,900	IDR 3,493,500
Jakarta Soekarno Hatta CGK 05:30 JT 740 Lion Air	Surabaya SUB 07:00 Duration: 1h 30min	Sold Out	IDR 1,355,000	N/A

7. Setelah itu Anda akan mendapatkan rincian *itinerary* atau jadwal penerbangan lama dan penerbangan baru beserta detail biaya perubahan.

The screenshot shows the 'ChangeltinStep3.aspx' page with booking details. It includes sections for Booking Reference (PNR), Passenger name(s), Original Itinerary Details, Itinerary details, Fare Details, and Exchange Details.

Name	Lion Passport No./Batik Miles No.	Ticket Number	Special Meal Request	Special Request
1. MR AKBAR FAISAL	NA	9902153856272	NA	NA
2. MRS RIANI ISKANDAR	NA	9902153856273	NA	NA

Flight	Departing	Arriving	Details	Class	Meals	Status
JT748 737-800	Jakarta Soekarno Hatta (CGK) 05:30 Tue, 02 May Terminal: 2E	Surabaya (SUB) 07:00 Tue, 02 May Terminal: 1	0 stops 1h 30m Aircraft: 738	Economy	N/A	Confirmed
JT693 737-800	Surabaya (SUB) 08:20 Tue, 09 May Terminal: 1	Jakarta Soekarno Hatta (CGK) 09:50 Tue, 09 May	0 stops 1h 30m Aircraft: 738	Economy	N/A	Confirmed

Flight	Departing	Arriving	Details	Class	Meals	Status
JT690	Jakarta Soekarno Hatta (CGK) 03:40 Mon, 01 May Terminal: 2E	Surabaya (SUB) 05:10 Mon, 01 May Terminal: 1	0 stops 1h 30m Aircraft:	Economy	N/A	Unknown
JT591	Surabaya (SUB) 06:15 Sun, 07 May Terminal: 1	Jakarta Soekarno Hatta (CGK) 07:45 Sun, 07 May Terminal: 2E	0 stops 1h 30m Aircraft:	Economy	N/A	Unknown

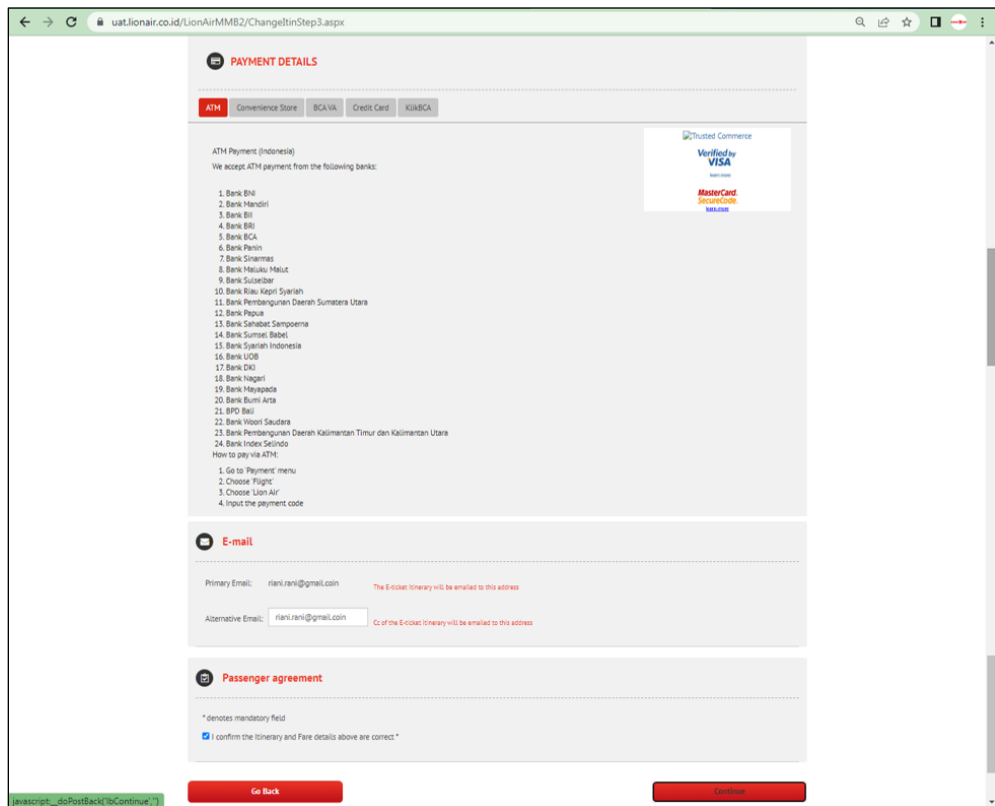
	Base fare	Taxes & Surcharge	Total
Original Itinerary	IDR 3,766,000.00	IDR 1,355,920.00	IDR 5,119,920.00
New Itinerary	IDR 3,766,000	IDR 1,353,920	IDR 5,119,920

Original Fare Total	New Fare Total	Charges	Total Re-issu Cost
IDR 5,119,920.00	IDR 5,119,920.00	IDR 200,000.00	IDR 200,000.00

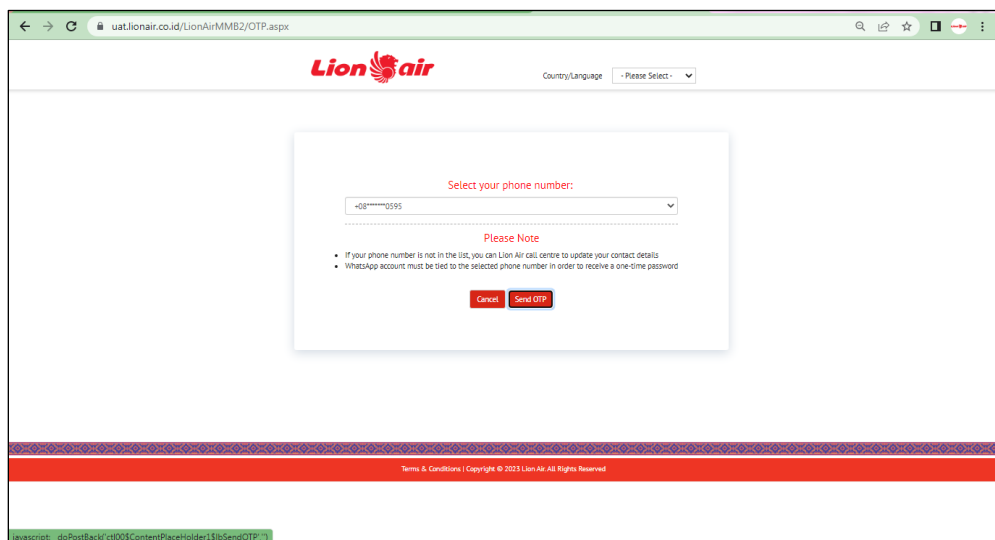
8. Pada panel “Payment Details”, Anda dapat melakukan pembayaran sesuai dengan metode pembayaran yang diinginkan.

8.1 Metode pembayaran ATM.

8.1.1 Cantumkan alamat email serta menyetujui ‘passenger agreement’.




8.1.2 OTP akan dikirimkan melalui WhatsApp ke nomor telepon yang tercantum di dalam reservasi. Jika terdapat lebih dari 1 nomor yang tercantum di reservasi silahkan pilih nomor yang akan menerima OTP, klik tombol Send OTP



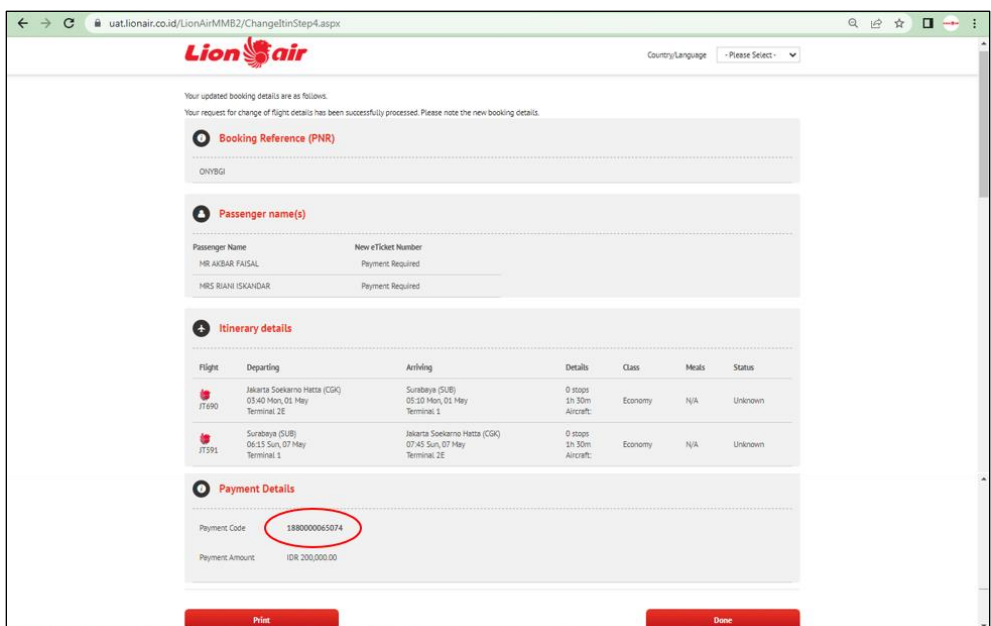
8.1.3 Anda akan mendapatkan OTP dari whatsapp resmi kami, mohon untuk tidak membagikan OTP tersebut ke siapapun.



8.1.4 Input OTP.



8.1.5 Payment code berhasil ter-generate.

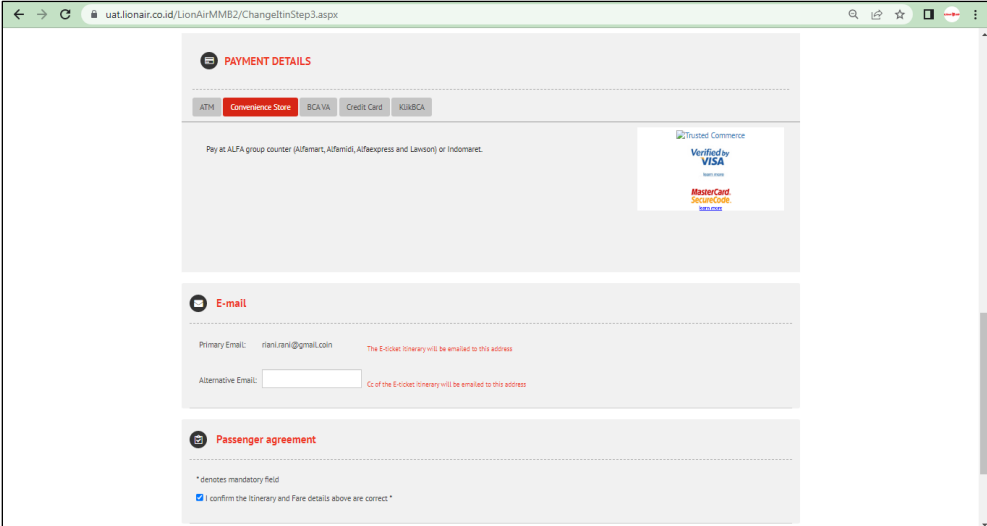


8.1.6 Anda dapat melakukan pembayaran melalui ATM terdekat.

8.1.7 Masukkan Kode Perusahaan (20191) + Payment Code (13 digit).
contoh : 20191xxxxxxxxx7915

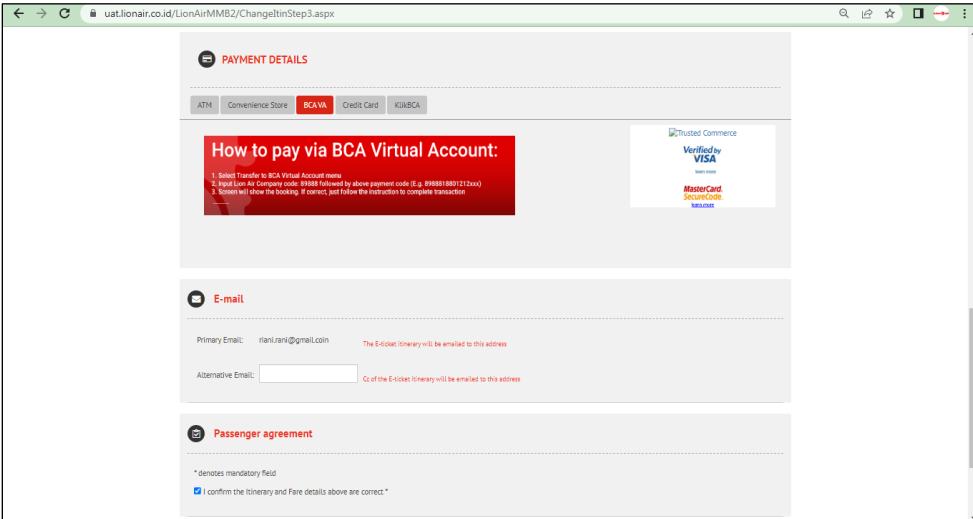
8.2 Metode pembayaran Convenience Store.

- 8.2.1 Cantumkan alamat email dan menyetujui '*passenger agreement*'.
- 8.2.2 Input OTP yang dikirimkan ke nomor WhatsApp Anda.
- 8.2.3 *Payment code* atau kode pembayaran akan terbentuk (*ter-generate*).
- 8.2.4 Anda dapat melakukan pembayaran melalui Convenience Store terdekat.



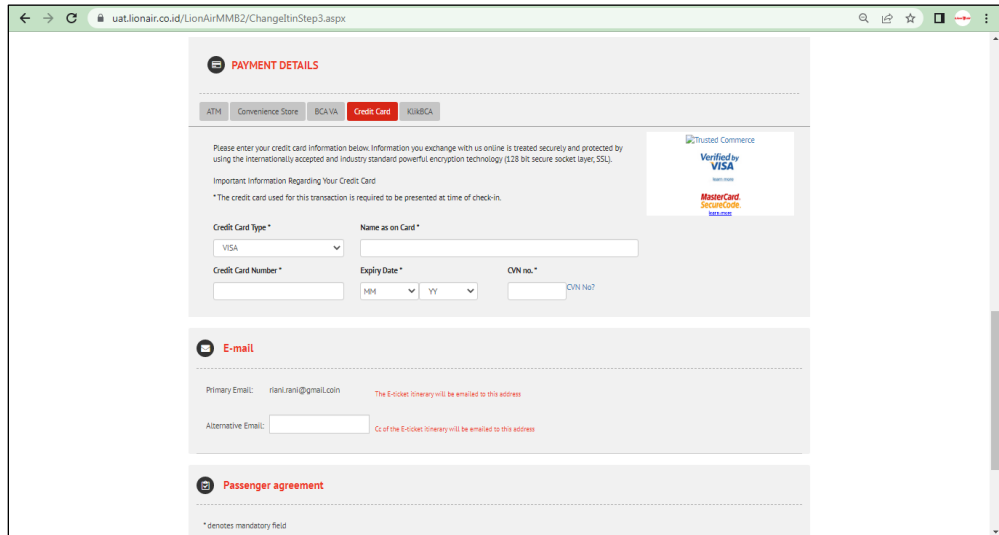
8.3 Metode pembayaran BCA Virtual Account.

- 8.3.1 Cantumkan alamat email dan menyetujui '*passenger agreement*'.
- 8.3.2 Input OTP yang dikirimkan ke nomor WhatsApp Anda.
- 8.3.3 *Payment code* atau kode pembayaran akan terbentuk (*ter-generate*).
- 8.3.4 Anda dapat melakukan pembayaran melalui BCA Virtual Account.
- 8.3.5 Masukkan Kode Perusahaan (20191) + *Payment Code* (13 digit).
contoh : 20191xxxxxxxxx7915



8.4 Metode pembayaran Credit Card.

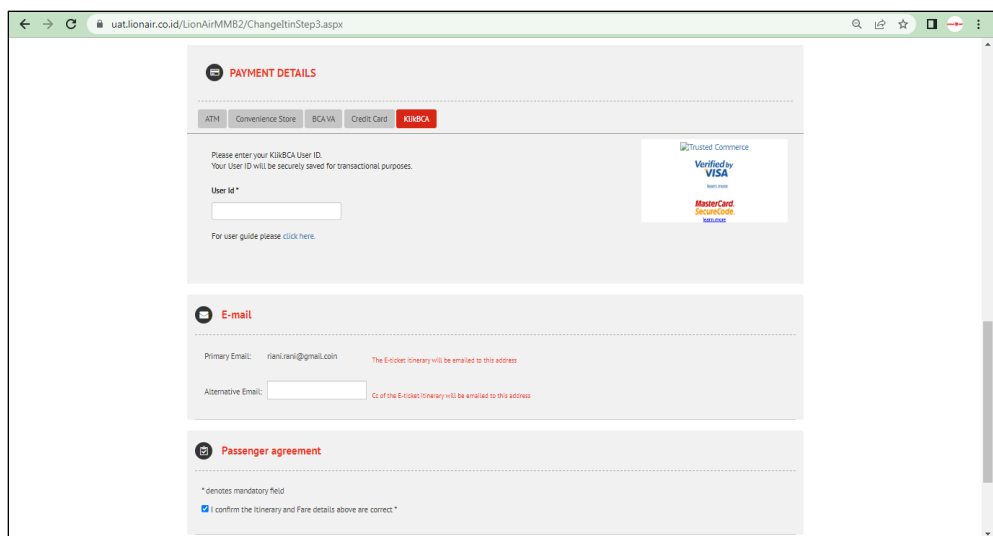
- 8.4.1 Cantumkan nomor kartu kredit, nama, expired date, CVN serta alamat email.
- 8.4.2 Menyetujui 'passenger agreement'.
- 8.4.3 Anda akan menuju panel untuk penginputan OTP dari Bank.
- 8.4.4 Apabila pembayaran berhasil, Anda akan mendapatkan detail transaksi dan tiket untuk penerbangan baru.



The screenshot shows the 'PAYMENT DETAILS' section of the Lion Air website. The 'Credit Card' option is selected in the payment method menu. The form includes fields for Credit Card Type (VISA), Name as on Card, Credit Card Number, Expiry Date (MM/YY), and CVN no. Below this is the 'E-mail' section with Primary and Alternative email fields. At the bottom is the 'Passenger agreement' section with a checkbox for confirmation. A note at the bottom states '* denotes mandatory field'.

8.5 Metode pembayaran KlikBCA.

- 8.5.1 Input User ID KlikBCA Anda dan cantumkan alamat email.
- 8.5.2 Menyetujui 'passenger agreement'.
- 8.5.3 Input OTP yang dikirimkan ke nomor WhatsApp Anda.
- 8.5.4 *Payment code* atau kode pembayaran akan terbentuk (*ter-generate*).
- 8.5.5 Anda dapat melakukan pembayaran melalui Klik BCA.
- 8.5.6 Masukkan Kode Perusahaan (20191) + Payment Code (13 digit).
contoh : 20191xxxxxxxxx7915



The screenshot shows the 'PAYMENT DETAILS' section of the Lion Air website with the 'KlikBCA' option selected. The form includes a 'User id' field and a note: 'Please enter your KlikBCA User ID. Your User ID will be securely saved for transactional purposes.' Below this is the 'E-mail' section with Primary and Alternative email fields. At the bottom is the 'Passenger agreement' section with a checkbox for confirmation. A note at the bottom states '* denotes mandatory field'.